







Ref.	↑↓	🛒	Code	↑↓	Descrizione	↑↓	Decription
1		🛒	8IN50014		POMELLO COMPL.INS50 2011 SALD+SABB		COMPL. KNOB INS50
2		🛒	8IN50015		ANELLO PLAST.POMELLO VINS.22/32/45		DELRIN RING INS50
3/1		🛒	8IN20027		IMBUTO INOX D.I.12		S/S FUNNEL I.D. 12
3/2		🛒	8IN20028		IMBUTO INOX D.I.20		S/S FUNNEL I.D. 20
3		🛒	8IN20029		IMBUTO INOX D.I.30		S/S FUNNEL I.D. 30

4		8IN50028	MOLLA COPERCHIO INS50 MOD.2011	
5		8IN450002	COPERCHIO INS32-45 MOD.2012	COVER INS.32-45 MOD.2012
6		8IN450012	ANELLO PLASTICA CON ESTRATTORE	PLASTIC RING WITH EXTRACTOR
7		8IN220009	COLONNA DI FULCRO INS22-32 MOD.2012	COLUMN INS22-32 MOD.2012
8		8IN50011	BOCCOLA COPERCHIO INS.50 MOD.2011	COVER BUSH INS50 MOD.2011
9		8IN450018	RONDELLA D.40XD.30 SP.2 INS.45	WASHER 40X30X2 INS.45
10		8IN20020	VOLANTINO INS22-32-50	HANDWHEEL INS 22-32-50
11		8IN30003	CILINDRO INS32 SALD+SAT	CYLINDER INS32
12		8IN450024	ESTRATTORE TRAM.VINS 22/32/45	EXTRACTOR VINS.45 MOD.2012
13		20710095	ANELLO OR 81300 "LUCIDO" INS32"	OR RING 81300 FOR C- EINS32
14		8IN30004	PIATTELLO PISTONE INS32 ELETTROLUC.	FLANGE CONNECTION PISTON
15		8IN20006	COPERCHIO INFERIORE INS22-32	
16		20710108	ANELLO RASCHIATORE GN080018 IN22-32	SCRAPER RING GN080018 INS22-32
17		8IN20560	CILINDRO DOPPIO EFF. INS22-32	DOUBLE CYLINDER INS22- 32
18		21005465	CAVO COMPL.FROR 4G1,5 MT.3 SPINA CE	COMPL. CABLE FROR 4G 1,5 MT PLUG CE
19		20861320	PRSSCV STNDRD M20X1,5	
20		20861072	CONTRODADO M20 PVC	
21		8IN320001	TELAIO INS32 MOD.2012 SAL+SAT.	BODY INS.32 MOD.2012
22		20410012	DADO INOX ALTO U5587 M20	S/S NUT
23		8IN450015	GINOCCHIERA COMPLETA VINS SAL+SAB	TOGGLE COMPL.INS
24		8IN450016	SNODO PER GINOCCHIERA VINS	JOINT TOGGLE
25		8IN20008	SUPPORTO RUOTA INS22- 32	
26		22206650	RUOTA NYL. 125X35	NYLON DIAM. 125X35 MM WHEEL
27		8IN20541	GHIERA PER REGOL.DI FLUSSO 8IN20542	METAL RING FOR REG. OF FLUX
28		20602516	MOLLA COMPR.INOX PISTONCINO C-MM	S/S SPRING SMALL PINSTON C-MM
29		20803401	PULS.MULTIFUNZ. 1-0 C- CAPP.	MULTIFUNCT.PUSHBUTTON 1-0 W/COVER
30		8M025037	RONDELLA FISS.ALBERO RIDUT.MM-MB	
31		8IN20542	REG.DI FLUSSO FPU 1/4 INSACCATRICI	FLOW REGULATOR INS22- 32-50 1/8"
32		8IN450520	DISTRIBUTORE INS22- 32-45 MOD.2012	DISPENSER INS22-32-45
33		2157FG010	MOT.FIM/FIM-E-VINS 230/400-50/60HZ	MOTOR FIM 900 KW 5 400/3/50
34		21015002	QUADRO EL.C/SCH.UNI.TG-MNV01	ELEC. BOX UNI TG-MNV01
35		8IN20026	PIASTRA ATTACCO IMP.ELETT.	
36		8IN450019	SUPPORTO CENTR.IDR.VINS MOD.2012	HYDRAULIC CONTROL UNIT SUPPORT
37		8IN220022	SPORTELLLO ANT.INS22- 32 MOD.2012	FRONT PANNEL INS22-32 MOD.2012
38		8IN20023	MANIGLIA INS22-32 LM	
39		8IN450506	CENTRALE OLEO.INS22- 32-45 0,56CC	HYDRAULIC CONTROL UNIT INS22-32-45

40	 22206602	RUOTA NYL.SUPP.IX 100X30 FRN C660R	NYLON CASTER-S/S SUPP. DIAM100X30
41	 8IN450007	STAFFA PER RUOTE ANT.VINS SALD+SABB	WHEELS SUPPORT
42	 8IN450020	PEDALIERA COMPL.VINS.45 SAL+SAB 014	FOOTSWITCH COMPL. VINS45
43	 8IN450005	SUPP.DISTRIB.VERSIONE PEDALE ZINC.	DISTRIB.SUPPORT PEDAL MODEL
44	 8IN20580	KIT TUBI INS22-32 + GUARNIZ + RACC.	TUBES AND JOINTS KIT INS 20-30
50	 26006197	PRESSOSTATO 1/4"" NC 100-300 BAR"	PRESSURE SWITCH 1/4"" 100-300 BAR



Soluciones de pesaje y
equipos para alimentos